



Puget Sound Rocket

Newsletter of the Puget Sound Olds Club
Official Chapter of the Oldsmobile Club of America

May-June 2023

**Puget Sound Olds Club
2023
BOARD OF DIRECTORS**

President
Ed Straw

ekstraw@comcast.net
425-485-3093

Vice President
Position open

Secretary
This position is open

Treasurer
Kathi Straw

ekstraw@comcast.net
425-485-3093

Membership Chairpersons

Ed & Kathi Straw

ekstraw@comcast.net
425-485-3093

Newsletter Editor
Ed Konsmo

ekonsmo36@gmail.com
253-845-2288 home
253-576-1128 cell

OCA BOARD MEMBERS

PNW Zone Directors

Cole Irving

Cole.Irving@hotmail.com

Second position open

PSOC Website:

www.pugetsoundoldsclub.org



Now that spring is officially in full bloom, it is time to get your Olds In condition for the upcoming shows. The first one that we would like you to prepare for is the show on June 17 in Puyallup. This show is hosted by the Buick Club and the Puget Sound Olds Club has been Invited to participate. This show will hopefully become the BOP Show that was cancelled by the XXX Root Beer-In staff. Please join us for this show. You will not be disappointed!

PRESIDENT'S MESSAGE

Hello Olds Club Members,

Just finished reading the JWO for April and they have our car show listed for July 8 in Edmonds. So, time to get the cars cleaned and ready to go. Don't forget the Monroe Swap Meet in May if you need parts.

The Buick Club has invited us to their show June 17 in Kent. I hope many of you can make it. We have invited them to our show and the Pontiac Club.

Since we lost our spot for a BOP show at the Triple XXX, and our membership is down, due to many reasons, we are going to do BOP at our car show. If you have any concerns, please give me a call. We already have 2 cars signed up.

Check the calendar for other car shows in the area.

Ed Straw

Member Notes and Chapter Info

On March 3. Several members of the Puget Sound Olds Club attended the Military Service for Ed Booth at the Tahoma Military Cemetery in Kent. Below are several photos of the event.



Erma Booth receiving Ed's flag



The Flag being opened before presentation.

MEMBER BIRTHDAYS

May

6 - Michael Thompson

June

25 - Didrick Wallis



This is the time of year for your membership dues. There are still a few individuals that we send this newsletter to who have not renewed their membership.

Please complete the application in this newsletter and send it to Kathi. Thank you!



May 14th

EDITORIAL

Since the staff of the XXX Root Beer-In has declined to renew the BOP Show in August, the question of how to keep a BOP Show on the calendar begs the question.

As noted in Chapter News Update, the Buick Club has an interest in combining their show with the members of the Olds Club and the Pontiac clubs in the coming years. As the population of the car clubs in the area age, it becomes more difficult to keep the attendance at the levels of prior years.

While it is understood that the demands on family time has increased in recent years, it would be great if we could support the one or two chapter shows that are scheduled during the year. It would be a shame to cancel a car show for lack of attendance.

CHAPTER NEWS UPDATE

The Puget Sound Olds Club has been invited join the Buick Club at their event on June 17 in Puyallup. This show is held in conjunction with Ezra Meeker Days that closes all downtown Puyallup. The entry application is in this newsletter on page 6. The Pontiac clubs has declined to participate and as a result, this will be the BO Show. In return, we have invited the Buick Club to gather with our chapter at our Zone Show on July 8 in Edmonds. The Buick show typically has over 60 cars in attendance.

With two more clubs attending, this could become one of the larger shows in the area.

On page 7 you will find the flyer for the 2023 Zone Show. Please put this date on your calendar so that you do not forget the date. Better yet, complete the form and mail it to Kathi today.

Submitted by

Your editor



June 18th



BETWEEN THE BUMPERS



Car show season is almost here so hopefully this article will be of help.

Sweating the Details: 9 easy steps to streak-free windows.

By Matt Fink, a part-time auto-detailer in Columbus, Ohio, as well as Branded Content Writer for Hagerty Media.

Fact is, everyone loves to have clean windows, despite the reality that few understand how to get them. Despite their best efforts, most people leave streaks when they attempt to clean automotive glass. In this article, I'll teach you how to leave no trace and become window-cleaning royalty in 9 easy steps.

Though the exterior gets the most attention, the inside of a windshield or windows is just as worthy of a good wash. Clean inside glass is safer for you as a driver, too; haze makes it harder to see, especially at night and in the rain. Did you ever notice that dirty glass is more susceptible to condensation (fogging) during temperature changes than clean glass?

What to Have on Hand.

Towels

What you use to wipe windows is way more important than what you spray on them. A towel that is free of contamination is essential. My recommendation is that you have specific towels you use exclusively for window cleaning. Do not expect success if you simply spray Armor All on a bath towel, wipe your dash, wash it, and then expect to use it to clean your windows next time. Purchase some nice microfiber towels, selecting a type that is absorbent and lint-free. Waffle weave works best. (Another good option is a 100-percent-cotton surgical towel or diaper.) Keep them in a container labeled "For Windows."

Cleaner

There are many great options as far as cleaning solutions, including Griot's Window Cleaner. I use Maguire's Window Cleaner Concentrate, or the brand's Perfect Clarity Glass Cleaner. Both work well on exterior and interior glass, but the concentrate is way more cost-effective and may literally last you a lifetime. The most important benefit of these products is some lasting rain/snow protection on the outside. They are also ammonia-free and safe on window tint. Stoner Invisible Glass is also a nice product, especially the aerosol spray (typically \$4 at Walmart). The benefit of using an aerosol or foaming cleaner is that it doesn't run on vertical surfaces and start to drip before you wipe it. Be sure to read labels! Some glass cleaner is only meant for exterior use.

Bonus Tool

As with any job, the right tools can make it a lot easier. If you have short arms or the dashboard layout is particularly deep, a reach tool for cleaning the interior glass can be helpful, and there are a few versions on store shelves. The wand makes reaching across the windshield and rear window a breeze. It gets into interior glass corners, as well, and the removable bonnet can be washed.



9 Steps to clean windows continued on page 10.

This space reserved for photos of car shows and swap meets in 2023.

The final swap meet for your editor. After 15 years, Ed is calling it quits. The photo below was taken at the 57th Annual Portland Swap Meet, March 31-April 2.




The display at the Portland Swap Meet



When you have items that have not sold for years, put them in a box, "For Free."

TUNE-UP FOR THE NATIONAL



B O

(BUICK, OLDSMOBILE)

JUNE 17, 2023

115 – 2nd Street SE, Puyallup, WA 98372

ENTRY FEES (US DOLLAR)

Club Member - \$15.00 (Pre-registered)

Non-Member - \$20.00 (Pre-registered)

Day of Show - \$25.00

SHOW HOURS

10:00 a.m. – 4 p.m.

Parking begins at 8:00 a.m.

Awards Ceremony at 3:00 p.m.

Dash plaques for first 100 cars. Peer Judging & People's Choice

Sponsored by:

The Puget Sound Chapter Buick Club of America
Puyallup Mainstreet Association and Meeker Days Celebration

ENTRY FORM ON REVERSE SIDE

Registration form on the next page

Buick Open Registration Form

Many Thanks To All Our Co-Sponsors

CLASS	CATEGORY	CLASS	CATEGORY
CLASS A	1900 – 1939 OPEN	CLASS I	2000 - 2023
CLASS B	1900 – 1939 CLOSED	CLASS J	UNFINISHED CLASS
CLASS C	1940 - 1949	CLASS K	RIVIERA MODIFIED
CLASS D	1950 - 1959	CLASS L	RIVIERA
CLASS E	1960 - 1969	CLASS M	REATTA
CLASS F	1970 - 1979	CLASS N	MODIFIED
CLASS G	1980 - 1989		
CLASS H	1990 - 1999		

DISCLAIMER

Apart from safety equipment, audio system, and radial tires; if your vehicle does not look like it came from the factory, then it will be considered "modified" and placed in the appropriate class. All class determinations will be reviewed by the BOP Committee the day of the show. Decisions of class assignment by the committee will be final. Classes are subject to change.

Please send check or money order payable to: Puget Sound Chapter Buick Club of America (PSC BCA) and completed release form below to:

Martha Davis
 5323 SW 315th Street, Federal Way, WA 98023
 For more information please call Lee Davis at 206-755-4877

Name	OFFICE USE ONLY Class _____ Car No. _____
Address	Email Address: _____
City	State
Phone Number	Zip
Year	Model (Roadmaster, Skylark etc.)
	Body Style (Sedan, 2-Door etc.)
	Color

Convertible
 Non-Convertible
 Modified
 Display Only(non-judged)
 Daily Driver

RELEASE

Your entry cannot be processed without your signature.


I agree to release the Buick, Oldsmobile & Pontiac Clubs and their sponsors from any liability arising from my participation in the BOP.

Signature _____ Date _____

OLDSMOBILE CAR SHOW

37th Annual Pacific Northwest Zone Show

Hosted by the Puget Sound Chapter, Oldsmobile Club of America



In Memory Of Ed "Pinky" Booth

Saturday July 8, 2023

10:00am-2:00pm

Frances Anderson Center

7CO Main St Edmonds WA 98029

Entry Fee \$20. Please make checks payable to.

Puget Sound Chapter OCA 9113 NE 179th Place Bothell, WA 98011

Name _____

Address _____

City _____ State ____ Zip code _____

Email address _____

Year _____ Body & Model _____


For further information contact Ed Straw 425-485-3093 ekstraw@comcast.net

FIRE EXTINGUISHER IS REQUIRED WITH YOUR CAR

Future Oldsmobile National Meets

2023 August 9-13 Dayton, Ohio

University of Dayton Marriott



Hurst Olds at the Nationals in Wichita



SWAP MEETS IN MAY & JUNE

Swap meets and car shows are selected based on convenient locations.

- May 7** **Tacoma, WA; Caffeine & Gasoline**
First Saturday of Every Month. Free Donuts and Coffee. If you get there early!
Griot's Garage & Events Center; 3333 S. 38ty St; Tacoma, WA 98409
8am - 11am; 800-345-5780; customerservice@griotsgarage.com
- May 13** **Tacoma, WA; LeMay Private Garage Tour**
See the family's garages, home to over 300 vehicles, an old-fashioned soda shop, general store, toys and more.
LeMay Collections at Marymount; 325 152nd St. E. Tacoma, WA 98445
10am - 12pm; Adm. \$25; LeMay Collections at Marymount; 253-272-2336
- May 20-21** **Monroe, WA; 50th Annual Monroe Auto Swap Meet**
One of the largest swap meets in the Northwest, 1500 stalls.
Evergreen State Fairgrounds, 14405 179th Ave SE, Monroe, WA 98272,
8am - 5pm; 8am - 2pm; Adm. Free; Reg. Fee \$40; Vendor Fee \$50.
Early Ford V8 Club, Puget Sound Region; 206-397-2085.
info@monroeswapmeet.com
- May 27-29** **Everett, WA; Cruizin' to Colby**
The place to play on Memorial Day!
Downtown Everett, Hewitt and Colby, Everett, WA 98201
7pm - 10 pm; 6pm - 9pm; 9am - 4pm; Adm. Free; Reg.- Fee \$25;
Cruizin' to Colby; 425-870-9482; pattisonscott@vahoo.com;
DALERIDI@msn.com
- Jun 4** **Tacoma, WA; Caffeine & Gasoline**
First Saturday of Every Month. Free Donuts and Coffee, if you get there early!
Griot's Garage & Events Center; 3333 S. 38ty St; Tacoma, WA 98409
8am - 11am; 800-345-5780; customerservice@griotsgarage.com
- Jun 8** **Tacoma, WA; Cruise-In at ACM**
Bring your ride - tell your friends and join us for some FREE cruise-in fun!
LeMay America's Car Museum, 2702 East D Street. Tacoma, WA 98421.
5pm - 7pm; Adm. Free; 253-779-8490. infor@americascarmuseum.org
- Jun 17** **Puyallup, WA; All Buick Open**
30th Annual All Buick Open held in conjunction with Ezra Meeker Days Celebration
115 2nd Avenue SE, Puyallup, WA 98372; 8am - 4pm; Adm. Free; Reg. Fee - \$25.
Puget Sound Chapter Buick Club of America; 206-755-4877.
The Puget Sound Olds Club has been invited to join the Buick Club for this event. The entry application is on page 6 of this newsletter. Please join us on June 17 in Puyallup. Your editor will be there!

✘ Household glass cleaner

Many household glass cleaners contain ammonia (e.g., Windex.), which can harm plastics, damage infotainment screens, or remove the glossy texture on wood. It can even stain leather and degrade window tint.

✘ Extra concentration

A little goes a long way, so if you are diluting a concentrated product, be sure to dilute it all the way. A stronger concentration seems like it would work harder for you, but in reality it just leads to more streaks.

Technique

OK, now that we've put away the issue of supplies, let's talk methodology. You absolutely must have two towels on hand: A "wet" towel and a "dry" towel. You will never get the results you want using a single towel.

Step 1: Inspect outside windows.

If there is tar or sticker residue, attack that first. Soak that area with your automotive specific window cleaner and use a razor blade to remove it. As long as you keep the blade flat to the surface, there is no way to damage your glass. Be sure to keep the area very wet while you are using a razor blade. Keep the blade away from running over defroster strips and rubber seals.

Step 2: Open all doors.

Generous airflow helps dry the windows. And if it's summer, by the time you get to the back window, it can be an oven in there. Plus, some cleaners have a strong smell and fresh air never hurt anybody.

Step 3: Windshield first

I always start on the front windshield, for no other reason than that it's the most important area to get clean so you may as well attack it when your towels are the cleanest. I spray plenty of glass cleaner on the glass itself, but it is a matter of personal preference if you prefer spraying onto the towel. Both methods work.

Don't be afraid to give the glass a good soaking: a common mistake is using too little cleaner which can—you guessed it—lead to streaks. Applying solution, whether directly or by towel, gets tricky on the inside of the front windshield. I lay an extra towel on the dash to catch any drips. There are a few glass cleaners (like this one from 3M) that claim to be safe for use on interior plastics, but in general it is not a good idea to leave cleaner drips on the dash. They won't hurt if quickly wiped away.

Step 4: "Wet" towel first

After covering the glass with cleaner, use your wet towel to wipe the product all over the window. (Or simply apply with a wet towel soaked with cleaner.)

The method here is not like applying wax. No circles! On the front and back glass, I like to do just half of the surface (left or right) at a time. Start with a "box" wipe: go along the four sides of the window. Make sure to get into the edges and corners. Then wipe up to down from one end to the other, and finally, side to side from top to bottom. Be sure to wipe all the cleaner rather quickly, because when the product begins to dry on glass it leads to streaking—another reason to use plenty of cleaner. Outside, in the summer, drying will happen faster than you think.

If your wet towel starts to get too dirty or too wet, open up the folded towel and use a fresher side. There is no need to wipe the window totally dry with this towel.

Step 5: Absorb and buff.

With a little moisture still left on the glass, quickly switch to your dry towel to absorb and buff the remaining moisture. This process may seem like extra work, but the dry towel is what will remove all the streaks. So really take your time on this part and make sure to go over all the glass. For my dry towel I do the same box wipe, then go in reverse order side-to-side and finish with an up-and-down wipe. This is by far the most important step to do with care.

Step 6: Double checks

Did you miss the corners? Try using your reach-y tool thingy. And while sitting in the driver's seat, don't forget to clean the rear-view mirror, sunroof, gauges, infotainment screens, and vanity mirrors.

Step 7: Side windows

Use the same cleaning steps with each window. For the side windows, put them down a couple inches **BEFORE** you clean them to wipe the edges, then put them up all the way. If you try to put a window down after cleaning it, it can be very frustrating to see water spots come up with it.

Step 8: Rear window

OK Hitchcock fans, watch that arm when attending to the back glass. Especially if you're crammed in the back of a two-door, you probably feel like a hot mess in the back seat, so don't let that sweaty arm touch the window surface.

Step 9: Don't forget the wiper blades.

When you are finished with the windows, the last step is to use your wet towel to clean off the wiper blades. Remember: this surface rubs across your windshield exterior over and over. You'll be surprised how much grime comes off.

Other hot tips

- When washing your window towels, never put a fabric softener sheet in the dryer. This will cause the towel to ... all say it together, "leave streaks!"
- To keep my towels organized, for my sanity, I have a different color towel that I only use on windows.
- Do not use your wet towel on more than one vehicle before washing. It will be full of dirt.
- If the car has been smoked in, expect the inside windows to need a double cleaning treatment.
- Even if you get the inside windows perfectly clean, they will still need to be cleaned again after a few months. The plastics on cars release chemicals into the air that can cause the hazy look on the inside of your windows. Ever wonder where that "new car smell" went? Your glass.
- If your local dealership offers to clean your car as part of the service, ask them to never touch your interior windows. Some of the worst windows I have ever seen are on high-end cars taken in for dealer service. I'm guessing these places use the same nasty wet towel to dry the outside body as they use to "clean" the inside windows.
- If your windows have heavy water spots, you may need to take additional action. The easiest way to remove them is to use a clay bar on the glass.
- Whenever possible, clean your car windows in a shady area to help to reduce the evaporation rate of your cleaning product.
- Be careful who you tell. All of this information is applicable to cleaning the windows of a house, so it may be best to keep roommates/partners/spouses in the dark. (Unless you **REALLY** love clean windows.)

As with most car care practices, cleaning your glass properly is one third using the right tools, one third knowing how to use them, and one third taking the time to do the job right.

Membership Application
OLDSMOBILE CLUB OF AMERICA

PUGET SOUND CHAPTER

2023 MEMBERSHIP RENEWAL

NAME: _____

SPOUSE'S NAME: _____

ADDRESS: _____

CITY: _____ STATE _____ ZIP CODE: _____

Check here if this is an address change. -----

HOME or CELL PHONE: (____) _____

E-MAIL ADDRESS: _____

BIRTHDAY MONTH _____ DAY _____

SPOUSE MONTH _____ DAY _____

\$20.00 annual dues payable. Please make check payable to Puget Sound Olds Chapter and mail to:

Puget Sound Olds Club
9113 NE 179th Place
Bothell, WA 98011

Please assist us in updating our roster by listing your current Oldsmobile(s) below:

1) YEAR _____ MODEL _____ COLOR _____

2) YEAR _____ MODEL _____ COLOR _____

3) YEAR _____ MODEL _____ COLOR _____

4) YEAR _____ MODEL _____ COLOR _____



CLASSIFIEDS – (but no documents!)

Classified ads are free, unlimited words, within reason. IF YOU HAVE SOLD YOUR CAR OR ITEM, PLEASE LET US KNOW. Please submit your classified advertisement in electronic format by the 20th of the month to ekonsmo36@gmail.com.

FOR SALE:

1949 Sedan - In running condition. \$25,000 OBO. Call Erika at 509-659-1022 or 509-659-1757.

1950 88 Convertible. This car is still available. A museum quality example with only 811 miles.



Offered at a reduced price of \$56,999. Call Ed Konsmo for more details and photos. 253-576-1128

1950 Oldsmobile sedan delivery...custom built in Memphis, TN; interior completed by a custom upholstery shop in New Orleans, LA. No, Olds did not build this car. Olds' last sedan delivery was in 1934. Firm price \$47,800. Don Bougher, memoryshelf558@gmail.com, 503-393-4500, Keizer, OR.



1953 Oldsmobile Super 88 – Settling Estate. Contact Kevin Lee 303-513-7607. \$30,000 negotiable. The car is Located in Arvada. CO



1958 88 Holiday 4dr - A driving car \$16,000 Larry 206-779-8764

1963 F85 Cutlass Conv. – Okay condition, runs great. **PRICE REDUCED!** \$11,000 – Call Bruce Lyle 360-799-1717 Another Cutlass for sale – motor frozen \$3900

1966 Toronado – Great condition, \$3,000. Call Jim Long 360-893-8293. Jim also has two 1970

Toronados, \$2,000 each or best offer!

1968 Cutlass Conv. - new brakes, new belts, new radiator, new alternator, new tires, new shocks, new tune up plugs, points, cap and rotor. This is a survivor car not restored, not perfect. It runs and drives well. A fun car to drive and a real attention getter. \$14,950. no trades. This was my late wife's car. Howard Musolf 206-919-1949. brasscarguy@comcast.net



1985 Oldsmobile Cutlass Supreme Brougham 5.0L V8 4BBL Coupe 2D 49,444 ORIGINAL miles - runs great! Car has always been in the same family. Free Auto Check Vehicle History Report. Interested? Please email oldsmobilecutlass85@gmail.com Car located in Indianola, WA.

We will gladly include a photo of your car in your ad in the classifieds. Simply e-mail a photo to ekonsmo36@gmail.com and we will include the photo with your ad. If you still have your car for sale in this issue, send us a photo and we will include it with the ad next mont

NEEDS and LEADS:

NEED – Wheel rims for 1976/1977 Cutlass Supreme – Call Mike Challenger 425-753-3368

NEED – 1936 – 6 Cylinder engine parts – 213 Ci; Frank Geyer 206-949-9087

LEAD - Olds 15" wheels -two ways. First set - Four powder coated with standard wheel covers \$160. Second set - Unpainted with either standard covers or dog dish \$150. Have four minimum mileage Coker 2-1/2" white for \$200. You pick up and inspect in Tacoma. Don Monroe 253-566-8488

LEAD – 1973 442 – This is a car that was used as a donor car for another restoration. Still has rust free body panels. Interior panels and dash are excellent. \$500. Call Gus at 206-571-3804.

NEED – 1967 442 Both F/H & R/H lower rocker molding, chrome (pot metal) that runs along the bottom rear fender from the rear wheel to the rear bumper (approx. 30" X 2"). Also, the front L/H (driver side) side grill cover that goes on the kick panel (non-A/C car). Any help would be greatly appreciated. Dave Lyle 360-678-6546

NEED - 1970-1972 442, W30, W31, SX conv. or hardtop – OCA and PSOC club member looking for true collector car. The more original and documented the better. Prefer numbers matching.

Any condition – from restorable car to showroom condition.

Also looking for NOS or used parts for these cars.

John Bumb, St. Louis, Mo. (314) 713-3444 or email me at jbc3735@gmail.com

OCA and PSOC club member looking for NOS or used parts for 1970-1972 442, W30, W31, SX conv. or hardtop.


John Bumb, St. Louis, Mo. (314) 713-3444 or email me at jbc3735@gmail.com



'69 Hurst Olds purchased by Jim Peek in Febuary

Parting Shot

Just when you thought that you had seen everything, check out this show!



A unique gathering of automotive enthusiasts will be washing, waxing, and detailing their cars – and themselves – for the 33rd Annual Nude Car Show at the Valley View Recreation Club in Cambridge, Wisconsin. This show-and-shine of all the things is part of a four-day event that takes place from Thursday, August 10 through Sunday, August 13 this year.

The Valley View Nude Car Show being in its 33rd year is commendable for any automotive event. To put it in perspective, the Annual Goodguys Rod & Custom car show is just six years older. According to Michael Anderson, a WI Local Guide, the Annual Nude Car Show is Valley View's largest event of the year, attracting anywhere between 100-200 visitors in a weekend. The club's event page gives the lowdown on the festivities, including karaoke on Thursday, and live entertainment and raffles throughout the weekend. A parade of cars and the presenting of show awards round off the weekend on Sunday.